



# Brownbuilt



## 5 YEAR WARRANTY

### *Product Description*

Whatever your needs, a Brownbuilt locker will accommodate them.

Our expert staff are available for on-site consultations, to determine individual storage solutions for optimum user comfort, safety and space efficiency.

Brownbuilt have an unmatched range with modern designs that are both flexible and stand the test of time.

## BENEFIT FROM EXPERIENCE

Brownbilt has been an Australian industry pioneer since 1885, during which time we have been responsible for many innovative and landmark developments in storage. Our subsequent growth reflects our philosophy of investment in modern technology. Brownbilt's market leading lockers are representative of our heritage established on engineering quality and technology.

## ALWAYS THE RIGHT ANSWER

Whatever your needs, a Brownbilt locker will accommodate them. Our national network of experienced consultants can assist with storage needs to determine individual storage solutions that optimise user comfort, safety and space efficiency. Brownbilt has an unmatched range of lockers, with modern designs that are both flexible and made to stand the test of time.



### FULL LENGTH LOCKER

Fitted with hat shelf, coat rail and two sliding coat hooks to optimise individual hanging space.

### HALF HEIGHT LOCKER

Designed to maximise storage where ceiling height is restricted, positioning under windows or for school applications.

### TWO TIER LOCKER

Ideal for use where space is restricted. Each compartment is fitted with a coat rail and two coat hooks to store hanging garments. Individual locking for each compartment.

### FOUR TIER LOCKER

Four separate compartments with individual locking. Privacy and protection for valuables, clothing and sporting equipment.

### EIGHT TIER LOCKER

Maximise storage space for personal items such as bags, shoes and purses, with individual compartment locking.


### DPI LOCKER

Designed for use in the food industry following Department of Primary Industry specifications for hygienic storage.

- Large inspection door vents
- Integrated sloping top
- Galvanised metal construction


Superior materials. Exceptional build quality. Outstanding support.

## BROWNBUILT BENEFITS




### KEY LOCKING

Locker compartments are individually locked.



### SLOPING TOP

Optional sloping tops at 30° and 45° prevent locker tops being used for storage and to facilitate cleaning.




### HANGING SPACE

Comprises of hat shelf with full width coat rail and sliding galvanised coat hooks. (Available on request)




### LATCHLOCK WITH PADLOCK FACILITY

Rigid alloy construction comprises a finger grip handle with the capability to securely padlock the handle to the lock bezel housing (padlock not supplied).



### 3-POINT LOCKING MECHANISM

Fitted to full length doors to secure top, bottom and centre. Featuring a central cam and metal locking rods. (Available on full length lockers only)



### HAT SHELF/COAT RAIL/COAT HOOK

Firmly fixed shelf for multi-purpose storage. Durable plastic-coated coat rail and two sliding galvanised coat hooks.

## RANGE

Brownbuilt manufactures Australia's largest range of metal lockers, which combine strength and quality. The wide range of sizes and configurations make Brownbuilt lockers ideal for diverse storage applications including factories, warehouses, hotels, offices, schools, hospitals and sporting clubs.

All Brownbuilt lockers feature modern ventilation slot designs.

## ADAPTABILITY

Brownbuilt lockers can be grouped into banks for stability or placed back to back to conserve space. Door configurations from single to eight doors mean that Brownbuilt lockers can be specified to maximise your particular storage space.

## DURABILITY

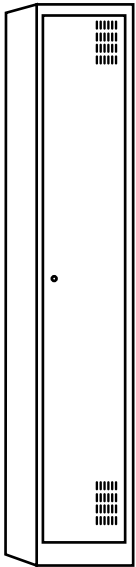
Brownbuilt has a total commitment to quality, with all products manufactured under quality system complying with ISO 9002. Brownbuilt lockers are constructed with numerous design features to ensure long term durability, including:

- rigid carcass configuration • sturdy internal hinges
- welded door support channel • firmly fixed internal shelves

Brownbuilt lockers are supplied with a full 5 year warranty and are supported by Brownbuilt's national sales network.

## FINISH

Brownbuilt lockers are painted using modern thermo-set powder coatings, which are thicker and more durable than baked enamel finishes. A wide range of selections of standard colours allow integration into most office and industrial environments.



### ► FULL HEIGHT

#### EXTERNAL DIMENSIONS

1800mmH x 300mmW x 450mmD

1800mmH x 375mmW x 450mmD

#### INTERNAL FEATURES

Half shelf/coat rail/coat hooks

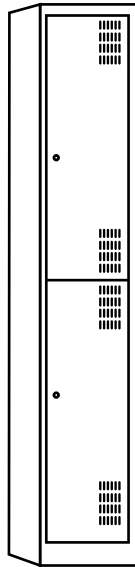
#### LOCKING OPTIONS

3 point key activated

3 point latchlock c/w padlock facility

#### CONFIGURATIONS

Single/Bank of 2/Bank of 3



### ► TWO TIER

#### EXTERNAL DIMENSIONS

1800mmH x 300mmW x 450mmD

1800mmH x 375mmW x 450mmD

#### INTERNAL FEATURES

Coat rail/coat hooks

#### LOCKING OPTIONS

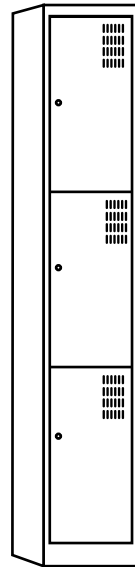
Single point key activated

Single point latchlock

c/w padlock facility

#### CONFIGURATIONS

Single/Bank of 2/Bank of 3



### ► THREE TIER

#### EXTERNAL DIMENSIONS

1800mmH x 300mmW x 450mmD

1800mmH x 375mmW x 450mmD

#### LOCKING OPTIONS

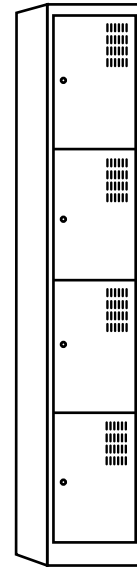
Single point key activated

Single point latchlock

c/w padlock facility

#### CONFIGURATIONS

Single/Bank of 2/Bank of 3



### ► FOUR TIER

#### EXTERNAL DIMENSIONS

1800mmH x 300mmW x 450mmD

1800mmH x 375mmW x 450mmD

#### LOCKING OPTIONS

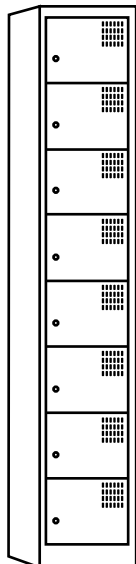
Single point key activated

Single point latchlock

c/w padlock facility

#### CONFIGURATIONS

Single/Bank of 2/Bank of 3



### ► EIGHT TIER

#### EXTERNAL DIMENSIONS

1800mmH x 375mmW x 450mmD

#### LOCKING OPTIONS

Single point key activated

Single point latchlock

c/w padlock facility

#### CONFIGURATIONS

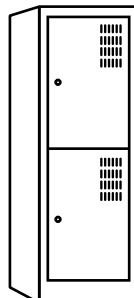
Single/Bank of 2/Bank of 3

### ► LOCKER HANGING SPACE

#### EXTERNAL DIMENSIONS

900mmW x 450mmD

750mmW x 450mmD



### ► HALF HEIGHT LOCKER

#### EXTERNAL DIMENSIONS

960mmH x 375mmW x 450mmD

#### LOCKING OPTIONS

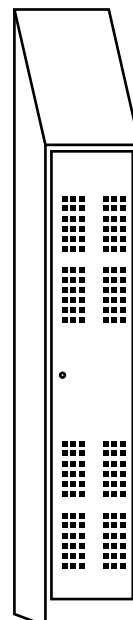
Single point key activated

Single point latchlock

c/w padlock facility

#### CONFIGURATIONS

Single/Bank of 2/Bank of 3



### ► EIGHT TIER

#### EXTERNAL DIMENSIONS

1974mmH x 375mmW x 450mmD

Height includes sloping top

#### LOCKING OPTIONS

3 point key activated

#### CONFIGURATIONS

Single/Bank of 2/Bank of 3